

Nuxeo Platform **5.7.1** Release Notes

Nuxeo Platform 5.7.1 is now [available for download](#). This is the first Fast Track version, using the [newly launched versioning system](#), with Fast Track on odd-numbered releases and Long Term Support on even-numbered releases.

Below you will find the list of new features and improvements included in this new release:

For Users

- Nuxeo Drive
- DAM
- Mobile
- CSV Importer
- User Experience
- Search
- Quota
- BIRT
- Content Routing
- Jenkins Report Module

For Administrators

- Right Audit
- Kerberos Login Module
- Monitoring
- Nuxeo.conf new parameters
- Marketplace/Update Center

For Developers

- Content Automation
- New operations
- CSS 3 Support in Theme Engine
- UI Style Guide
- UI Framework
- Nuxeo Visible Content Store (VCS)

Upgrade Notes

Known Issues



For Users

Nuxeo Drive

The main feature of the 5.7.1 with DAM. Nuxeo Drive enables bidirectional synchronization of content between the local desktop and the Nuxeo content repository, on premise or in the Cloud. It works with all applications built on the Nuxeo Platform, including Document Management, Digital Asset Management, Case Management, or a custom content-centric application.

DAM

Customizable with Nuxeo Studio

Redesign from the ground up using ContentView, Layouts and widgets. It makes every part of DAM screen (search panel, result panel, asset view) easy to customize using Nuxeo Studio.

Define the Left Hand Side with your own search layout

Define the layout for the fields displayed in the thumbnail

Define the Right Hand Side data for the selected asset (view/edit, as toggable layout)

Define the Bulk-edit layout

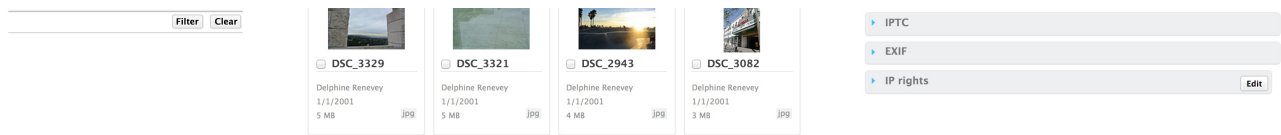
Define toolbar buttons, add your own

Define the document types DAM can handle

Browse all Assets from the Repository

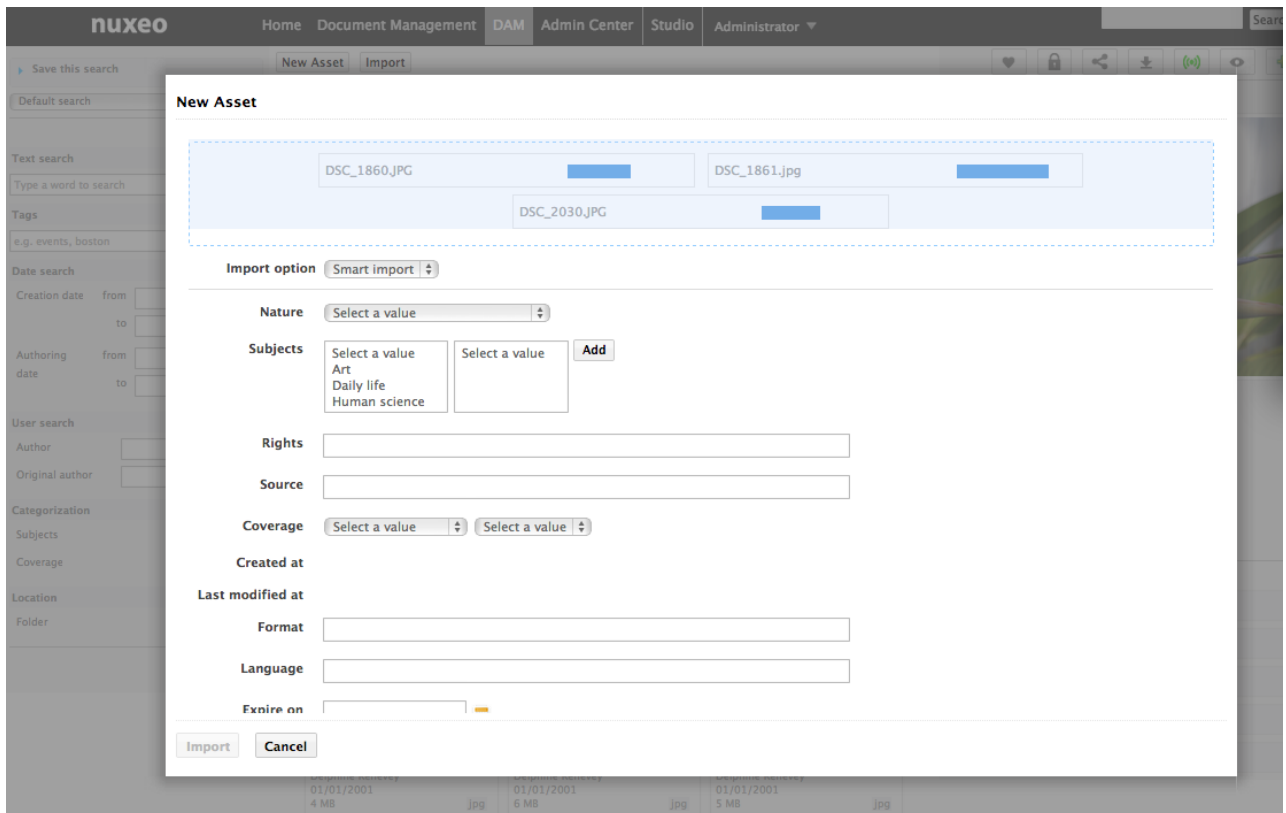
All the assets of the repository are displayed (not just the one under "Media Library")

The screenshot displays the Nuxeo DAM user interface. At the top, a navigation bar includes the Nuxeo logo and tabs for Home, Document Management, DAM (selected), Admin Center, Studio, and Administrator. A search bar is located on the right. The left sidebar contains a 'Save this search' section with a text search input and filters for Tags and Date. The main content area shows a grid of asset thumbnails, each with a title (e.g., DSC_3070, DSC_3269), a thumbnail image, and metadata (author, date, size). The right sidebar shows a detailed view of the selected asset, DSC_3070.JPG, including a large thumbnail, a list of tags (fleur, losangeles), creation information (Delphine Test, Mar 7, 2013), and a workflow process section.



DAM Drag and Drop

You can now drag and drop as many assets as you want in the New Asset window:



Assets Browsing

"New Asset" button:

Choose among appropriate document types with different metadata

Import with D&D

Also in "List" view

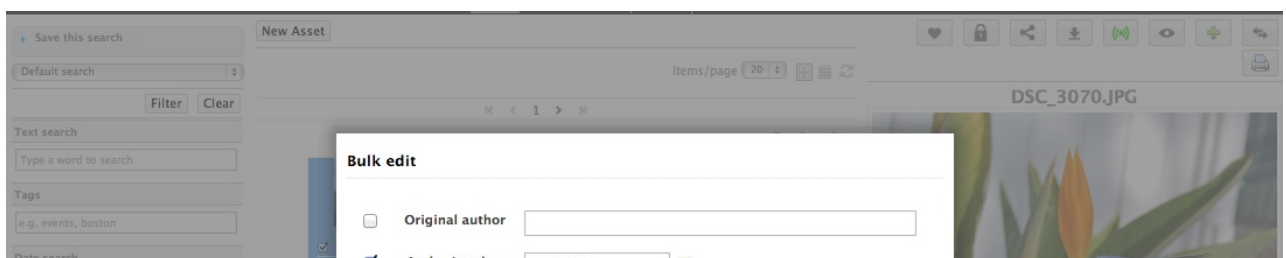
New "Items/Page" dropdown

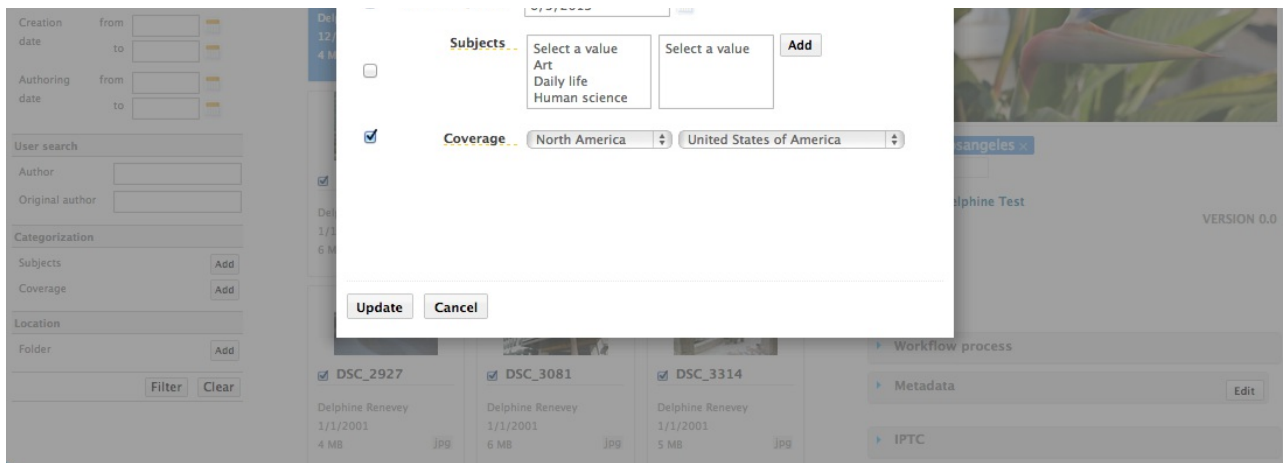
New "Refresh" button

New "Select all" button

New "Copy" button

New "Add to worklist" button





Asset View

New toolbar, with the following buttons:

- Like
- Lock
- Permanent link
- Follow
- Preview
- Add to worklist
- Go to DM view
- Print

New "Tags" feature

- Multiple tags
- Click on a tag to display the list of assets using it

New "Creator/LifeCycle/Version" display

New count of people who liked the document

Smart "Comments" group: Displayed only if there is at least one comment

Access to workflow actions directly from the DAM UI

Mobile

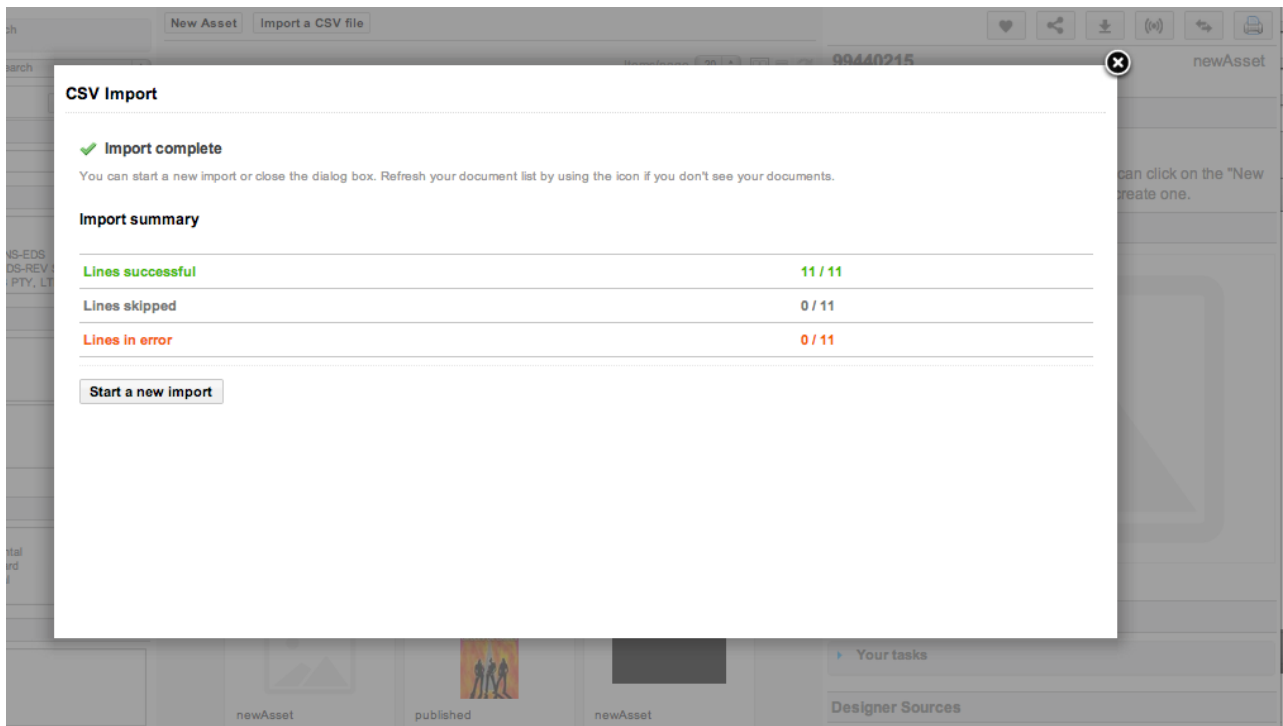
A new application based on [Apache Cordova](#), bringing multi-OS support. It can be used as a framework to build your own mobile application based on Nuxeo. Using Nuxeo Webengine and JQuery Mobile, it proposes the following features: Saved search, browsing, upload and download of documents, integration with native phone API.

CSV Importer

We have a new module allowing import of documents from a CSV file ⁽¹⁾. Here's how it works: click on Import a CSV, choose the CSV file, click on import and documents will be created using properties from the CSV (only scalar metadata).

You can specify a folder in Nuxeo.conf where the importer will look for binaries. Just make sure you put their relative path in the CSV.

(1) [CSV import sample](#)



User Experience

The platform screens have been redesigned and improved. More than eighty issues about the user experience, user interface and styles have been resolved.

Safe Edit: Never loose your Forms

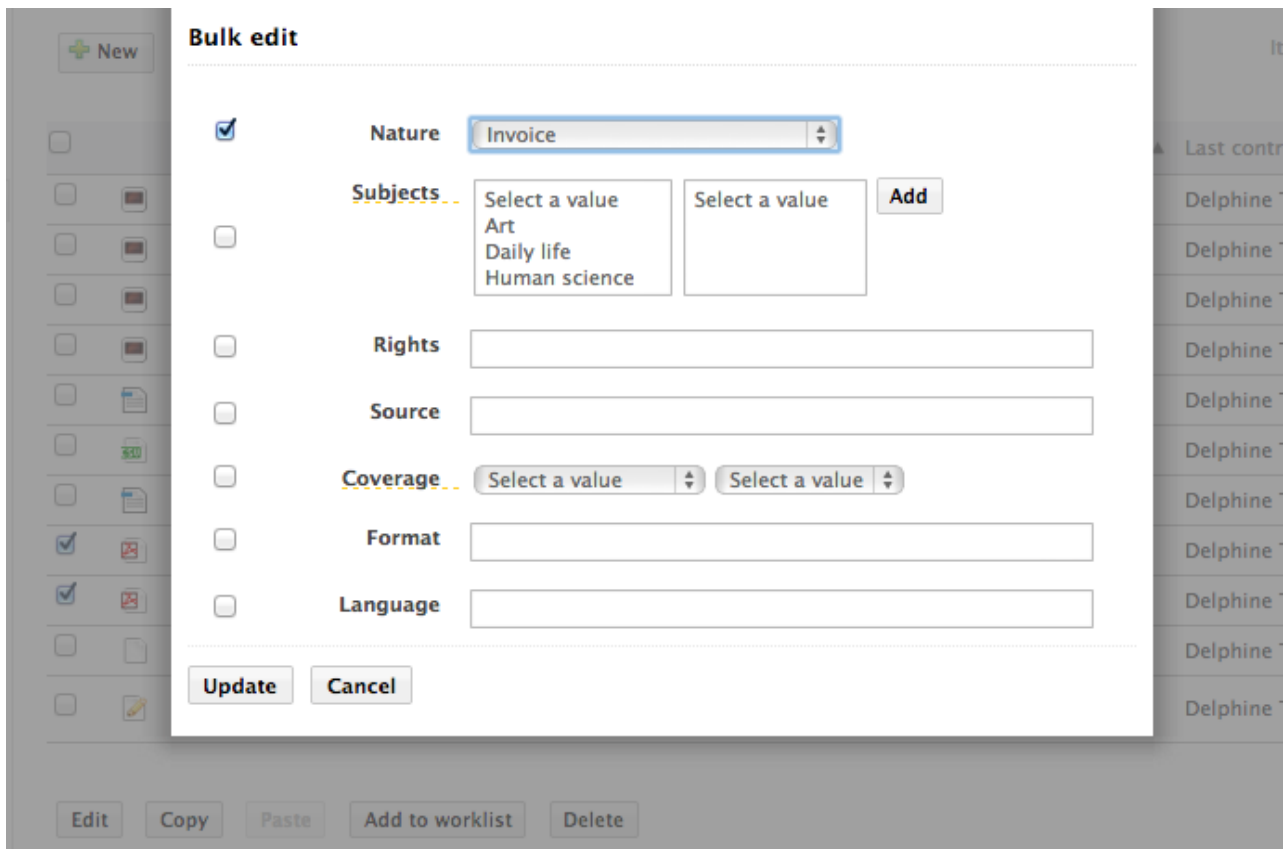
When editing a document, if the user tries to exit a page with unsaved changes then a popup window asks him if he really wants to leave the page (and if so discard the changes) or if he wants to stay on the page.

Where supported (i.e. localStorage available in the browser), a modification in the edited form triggers the autosave mechanism which records the new input values of the form. If the editing is accidentally lost (e.g. system / browser crash, network failure, etc ...), then the next time the user edits the page, the previous modifications will be detected from the local storage and the user will be asked whether to restore them or not.

Bulk Edit in listing

We have enabled [Bulk Editing](#) for document listing. It's now easy to show a form in a popup, displaying any layout you want, and that applies to documents you've selected.

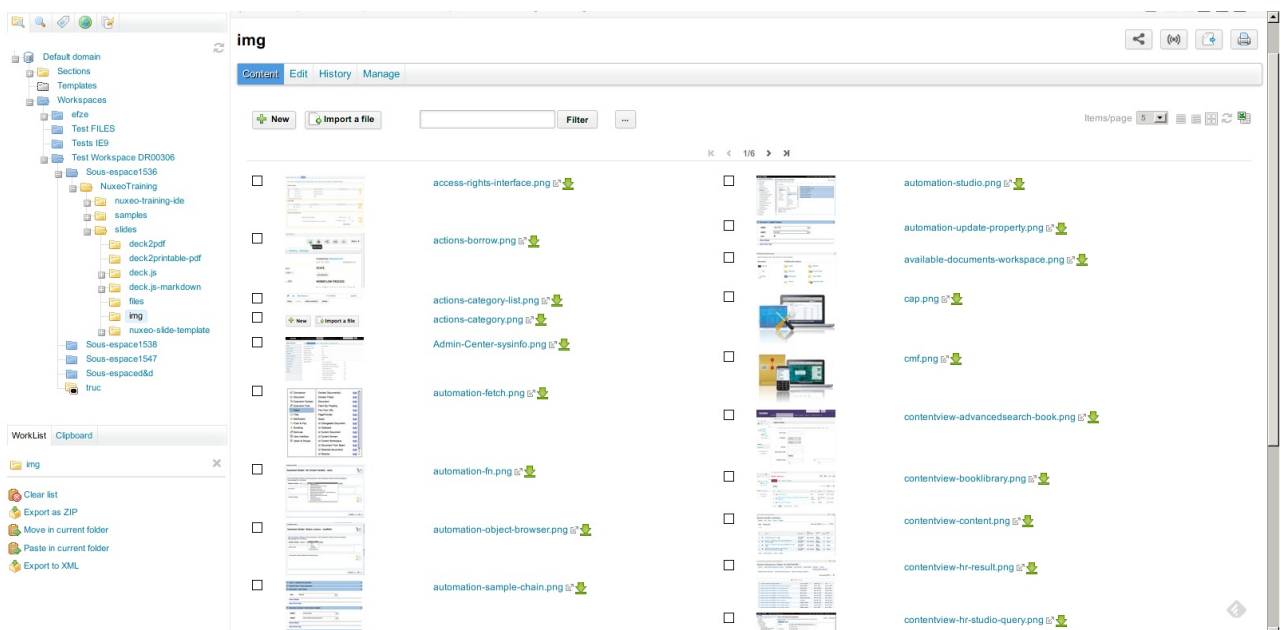




Content Thumbnails

Thumbnail can be automatically generated for pdf or image documents using the main file of a document. It's also possible to contribute a thumbnail adapter for a specific document type or Facet. This is useful mainly for files other than pictures.

The generation of these thumbs is asynchronous, thanks to the use of workers. There is also a default placeholder showed when the generation isn't finished, or if Nuxeo could not generate the thumb.



Back Navigation

We've enhanced the back navigation of your browser using HTML5 pushState.

Permlink available for any Asset

Every Asset now has an accessible and sharable permlink for you to share.

Search

Use tags in searches

You can now add tags in your search form. Whether you're using the advanced search form, any faceted search, a content view query or a query operation. It works because we've added tag support to NXQL.

The screenshot shows the Nuxeo interface with a search results page. The left sidebar contains search filters: Text search, Tags (with 'nature' and 'urban' tags selected), Date search, and User search. The main area displays a grid of image assets with thumbnails and metadata. The right sidebar shows details for a selected asset, including its title, creation date, and version.

Saved Search Management Tab

Every saved search is listed on a home tab, a subtab for dam, a subtab for faceted search. You can share those saved searches with other users using the manage/rights tab.

The screenshot shows the Nuxeo interface with the Saved Search Management Tab. The left sidebar contains navigation links: Dashboard, Profile, Preferences, Alerts, Authorized Applications, Users & groups, and Saved searches. The main area displays a table of saved searches with columns for Title, Modified, Last contributor, Version, and State.

Title	Modified	Last contributor	Version	State
Animal pixs	6/13/2013	Albert Einstein	0.0	Project
Los Angeles	6/13/2013	Albert Einstein	0.0	Project
Nuxeo World	6/13/2013	Albert Einstein	0.0	Project
This week's photos	6/13/2013	Albert Einstein	0.0	Project
Thomas' pictures	6/13/2013	Albert Einstein	0.0	Project

Search Panel

Search criteria can be saved

Search layout re-organized for better user friendly interface

Search is triggered when user clicks "Filter" or "Clear"

Rename "Keywords" with "Text Search"

Search by location renamed

New search by tags

New search by creation date

New search by author

New search by original author

Search by subjects with a new, better, interface

Search by coverage with a new, better, interface

The screenshot shows the Nuxeo Search Panel. The top navigation bar includes 'Home', 'Document Management', 'DAM', and a user profile 'drenevey'. The left sidebar contains links to 'Dashboard', 'Profile', 'Preferences', 'Alerts', 'Authorized Applications', 'Users & groups', and 'Saved searches'. The main content area is titled 'Faceted searches' and 'DAM searches'. It features a search input field, a 'Filter' button, and a 'Delete' button. Below the search bar is a table with columns: Title, Modified, Last contributor, Version, and State. The table lists five search results, all created on 6/13/2013 by Albert Einstein, with a version of 0.0 and a state of 'Project'.

	Title	Modified	Last contributor	Version	State
<input type="checkbox"/>	Animal pixs	6/13/2013	Albert Einstein	0.0	Project
<input type="checkbox"/>	Los Angeles	6/13/2013	Albert Einstein	0.0	Project
<input type="checkbox"/>	Nuxeo World	6/13/2013	Albert Einstein	0.0	Project
<input type="checkbox"/>	This week's photos	6/13/2013	Albert Einstein	0.0	Project
<input type="checkbox"/>	Thomas' pictures	6/13/2013	Albert Einstein	0.0	Project

Quota

We've made many improvements in the Quota [Marketplace package](#).

[Global Quotas Activation](#), Quotas can be activated in the admin center

Once it's activated, everything statistical are automatically computed.

The screenshot shows the Nuxeo Admin Center 'Quota' page. The top navigation bar includes 'Home', 'Document Management', 'Admin Center', 'Studio', and a user profile 'Administrator'. The left sidebar contains links to 'Informations système', 'Activité', 'Nuxeo Connect', 'Update Center', 'Monitoring', and 'OAuth / OpenSocial'. The main content area is titled 'Activation', 'Statistics', and 'Quota'. It features a section for 'Space allocation statistics' with a table showing usage details and a pie chart.

Space allocation statistics	
Used space	24,06 / 30 Mbytes
Live documents and containers	12,06 Mbytes
Deleted documents and containers	6 Mbytes
Archived version	6 Mbytes

Quota / Statistiques				
Utilisateurs et groupes				
Vocabulaires				
Tableaux de bord				
Thèmes				
Workflow				

Heaviest containers				
<input type="checkbox"/>	Titre ▲	Dernière modification ▲	Dernier contributeur ▲	Size ▼
<input type="checkbox"/>	Asset Library	31/08/2012	system	25Go
<input type="checkbox"/>	Collaboration	23/08/2012	system	254Mo
<input type="checkbox"/>	External Collaboration	28/08/2012	Eric Barroca	250Mo
<input type="checkbox"/>	Intranet	05/09/2012	system	150Mo

Administrators can see (in Manage > Quotas > Stats) the following statistics :

- Total volume used (deleted, live, versions) + "/Available space"
- Volume used by deleted files (trash)
- Volume used by archived versions

A graphical representation of those 3 statistics.

A content view with the title "Sub Folders" with the listing of subfolders

- Columns Title, do:Modified, Last Contributor, and Size
- Buttons Delete and Add to cart (to cut/paste)

Return meaningful error message when encountering a Quota error

nuxeo

Home

Document Management

Admin Center

Studio

Administrator ▼

Default domain (5)

Sections (0)

Templates (0)

Workspaces (3)

dfgsdfg (3)

Sélection

Presse-papier

Aucun document dans la sélection.

dfgsdfg

Contenu

Modifier

Historique

Administration

Titre *

dfgsdfg

Description

Nature

Sélectionnez une valeur. ▼

Sujets

Sélectionnez une valeur. ▼

Art

Sciences Humaines

Société

Sélectionnez une valeur.

Ajouter

Droits

Source

Couverture

Sélectionnez une valeur. ▼

Sélectionnez une valeur. ▼

Créé le

27/12/2012 17:15

Dernière modification

02/01/2013 18:23

Format

The document cannot be stored: the maximum size of the container will be exceeded.
Contact the space managers or make some space.

Used space: 30 MB - Available space: 0 MB

User Workspace Quota Management Activation

As the Administrator of the system, you can enable Quota on user workspaces (radio button) with a default value (slider). The value is the same for all the user workspaces.


Quota processing now uses its own work queue.

Issues List

BIRT

Marketplace Package

The BIRT Connector has been aligned on BIRT 4.2.2. It means that you can create your report in BIRT Designer 4.2.2. We also made some significant ergonomity enhancements on the admin center UI and we've added parameter validation when generating a report.



Content Routing

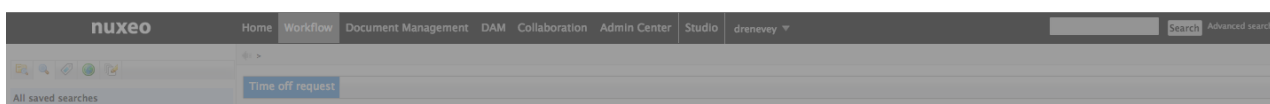
A main workflow tab can be enabled to list running workflow tasks. This way you can select several tasks, and hence do bulk validation.

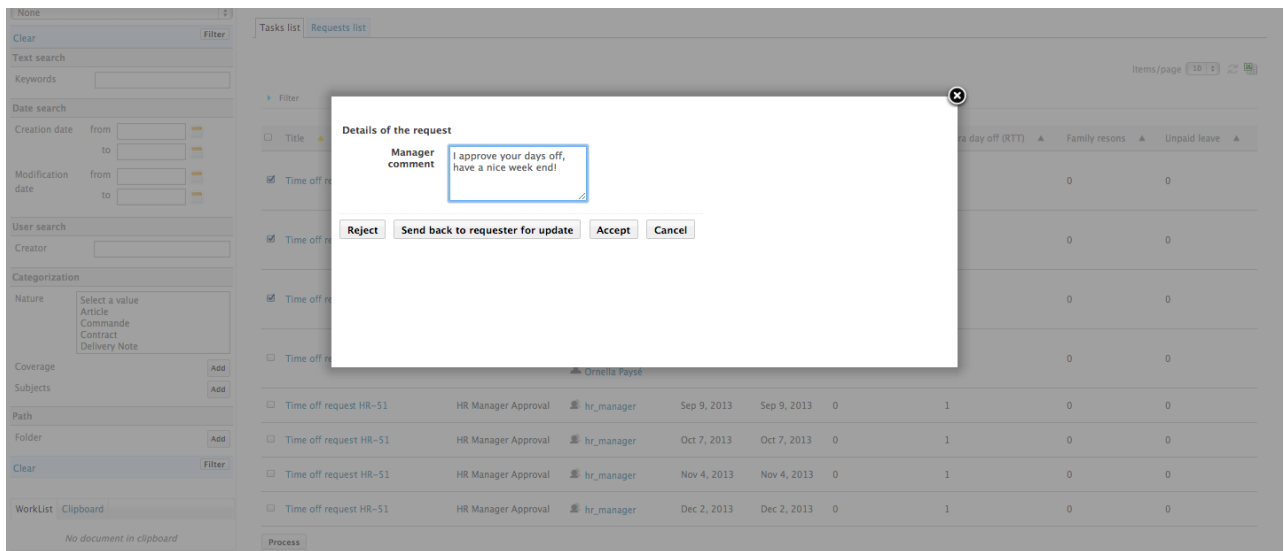
[Content routing prefetch](#) has been made more efficient, which improves performances.

[There is a new operation](#) to start a workflow

[Redirect user](#) when she has no more rights to read the document after changing the state of the workflow

[Filter system workflow](#) related documents from search





Issues list

Jenkins Report Module

We have a [new module](#) available in the marketplace. It's an integration between Jenkins and Nuxeo that we use internally. It helps us keep track of our CI, see it's evolution and easily send a report of the state of the CI to our developers. Here's an example of the email we receive:

Hello devs! Here's a status of our CI main jobs on Jenkins. Current number of failing jobs: 3. Current number of unclaimed jobs: 1. Duty comments: To see the complete report click here. Cheers!

For Administrators

Right Audit

This [Marketplace package](#) allows to run an audit on all permissions for all users of a document tree. The result is an XLS matrix for every exported document showing permission for each user, including blocking permissions if any.

You can also do an excel export of all the users and groups.

File Edit View Insert Format Tools Data Window Help										
A1										
	A	B	C	D	E	F	G	H	I	J
1					Administrato	Everyone	administrato.	jhet	members	
2		NUXEO ROCKS!!!			A				R	
3		f1			A				R	
4		f2			A	!A	A	R		

5										
6										
7										
8										
9										
10										
11										

Kerberos Login Module

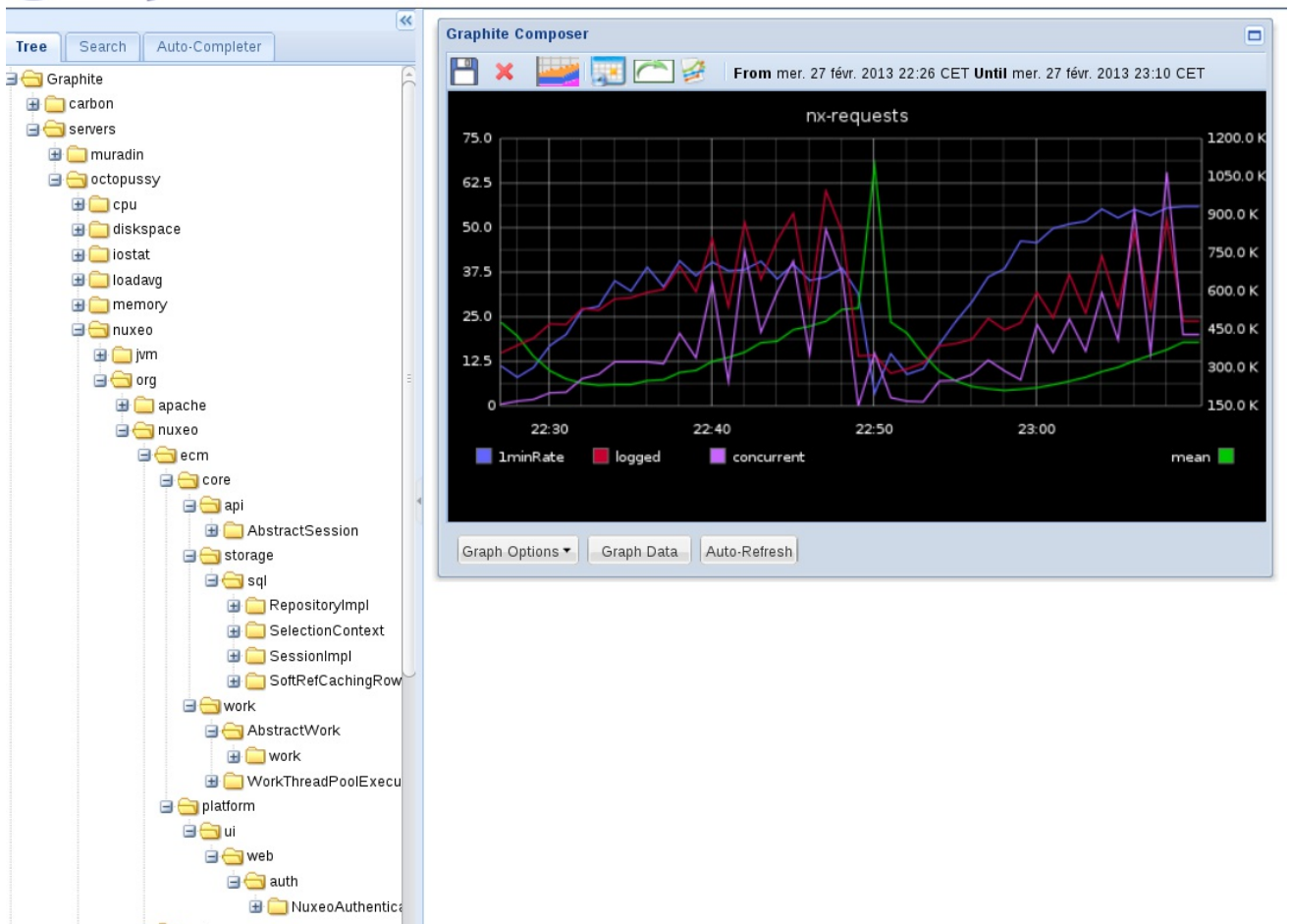
A [Kerberos module](#) has been contributed by OpenWide, allowing authentication throught the Kerberos protocol.

You can also [login to Nuxeo using your OpenID](#), thanks to Nelson Silva.

Monitoring

Use [Coda Hale Yammer Metrics to instrument Nuxeo](#), providing lots of internal metrics, accessible from JMX or Graphite. Read more in our [documentation](#).

graphite



Nuxeo.conf new parameters

Parameter	Default Value	Description

org.nuxeo.dnd.upload.timeout	30000	Maximum time for uploading a file via Drag & Drop to the server.
org.nuxeo.dnd.exec.timeout	30000	Maximum time for executing import of files uploaded via Drag & Drop
org.nuxeo.dnd.extendedmode.timeout	2000	Mouseover time to switch to extended mode UI (setting to -1 disables the extended mode)

MarketPlace/Update Center

nuxectl commands

mp-show: Show Marketplace package(s) information. You must provide the package file(s), name(s) or ID(s) as parameter.

For Developers

Content Automation

Automation client is fully OSGI, which means you can use it from any OSGI container (Felix, Equinox etc..)

Even though we have a new version coming out, we've kept Nuxeo 5.7.1 compatible with the 5.6 automation client.

You can fetch dirty properties of a modified document to send only modified properties with automation client

JSON Marshalling enhancement. You can send POJO in input or parameters. (5.7.1 only)

New operations

Add Message

Category: User Interface

Operation Id: [Seam.AddMessage](#)

Add a feedback message to be displayed. The message will be internationalized. You can specify the severity of the message using INFO, WARN and ERROR, INFO being the default. Message parameters are extracted from the context using the 'AddMessage.messageParams'.

Add entry into multi-valued metadata

Category: Document

Operation Id: [AddEntryToMultivaluedProperty](#)

Add value to the field expressed by the xpath parameter. This field must be a multivalued metadata.

Convert to given mime-type

Category: Conversion

Operation Id: [Blob.Convert](#)

Convert the input file to a file of the given mime-type and return the new file.

Create Asset(s) from file(s)

Category: Dam

Operation Id: [Dam.Import](#)

Create Asset(s) from Blob(s) using the FileManagerService.

Create Proxy Live

Category: Document

Operation Id: [CreateProxyLive](#)

This operation will create a proxy that points the given document as input. This is like a symbolic link for File System. The proxy will be created into the destination specified as parameter.

Creates directory entries

Category: Services

Operation Id: [Directory.CreateEntries](#)

Creates directory entries. Entries are sent as a JSON array. Returns the created entry ids as a JSON array.

Deletes directory entries

Category: Services

Operation Id: [Directory.DeleteEntries](#)

Deletes directory entries. Entry ids to be delete are sent through a JSON array. Returns the deleted entry ids as a JSON array.

Get Live Document

Category: Document

Operation Id: [GetLiveDocument](#)

Get the live document even if this is a Proxy or Version Document.

Get Nuxeo Principal

Category: Users & Groups

Operation Id: [NuxeoPrincipal.Get](#)

Retrieve Nuxeo principal and export it as a DocumentModel. If login parameter is not set, the operation will return information about the current user, otherwise Directory Administration rights are required.

QueryAndFetch

Category: Fetch

Operation Id: [Resultset.PageProvider](#)

Perform a query or a named provider query on the repository. The result is paginated. The result is returned as a RecordSet (QueryAndFetch) rather than as a List of Document. The query result will become the input for the next operation. If no query or provider name is given, a query returning all the documents that the user has access to will be executed.

Raise Seam events

Category: User Interface

Operation Id: [Seam.RaiseEvents](#)

Raise Seam events without parameters. This is a void operation - the input object is returned back as the output

Reads directory entries

Category: Services

Operation Id: [Directory.ReadEntries](#)

Reads directory entries. Entry ids to be read are sent as a JSON array. Returns the entries as a JSON array of JSON objects containing all fields.

Remove Entry Of Multivalued Property

Category: Document

Operation Id: [RemoveEntryOfMultivaluedProperty](#)

Removes the first entry of the giving value in the multivalued xpath, does nothing if does not exist. If 'is Remove All' is checked, all entry instances in the list will be removed. if not then just the first one found will be removed.

UI Selected documents form list

Category: Fetch

Operation Id: [Seam.GetDocumentsFromSelectionList](#)

Fetch the documents selected in the selection list passed as a parameter. If the list name is empty, the current folder selection list is used.

Updates directory entries

Category: Services

Operation Id: [Directory.UpdateEntries](#)

Updates directory entries. Entries to be updated are sent as a JSON array. Returns the updated entry ids as a JSON array of JSON objects containing all fields.

CSS 3 Support in Theme Engine

The [flute CSS parser](#) has now been replaced by [phloc-css](#), allowing CSS3 to be used in the Theme engine.

UI Style Guide

The [Nuxeo UI Style Guide](#) is an online help to design your content, explore all the available CSS classes for the different elements, and to check the list of icons embedded in the platform.

UI Framework

Widget Label properties now accept an EL expression. This allows you to have [dynamic labels](#).

Every richfaces ajax call use a [global default ajax event queue](#). You can of course still specify your own queue. This results in more stable pages.

HTML5 Placeholder

You can use the HTML5 placeholder attribute on inputtext and textarea. It's available as a widget property. You can put text(that will be translated) or an EL.

Text search

Tags

New drop zone Widget

[This widget](#) allows you to execute an operation with the files you've dropped as input.

Widget Actions

One can use automatic JS confirmation popup. If you add a confirmMessage property in the actions, it generates the appropriate js method. It accepts any EL as parameter. Here's an example:

```
<action id="JenkinsReportSendMail">
  <properties>
    <property name="confirmMessage">label.jenkins.sendMail.confirm</property>
    <propertyList name="confirmMessageArgs">
      <value>#{docSuggestionActions.getDocumentWithId(currentSuperSpace.id)
        .getPropertyValue('jenkinsreports:report_email')}</value>
    </propertyList>
  </properties>
</action>

messages:
label.jenkins.sendMail.confirm=This will send an email to {0},
are you sure that you would like to continue?
```

You can now include widgets that render actions. This is particularly useful in Nuxeo Studio. This allows us to easily blend different action types like a submit button, an outgoing link and an action

that [opens a fancybox](#). You can also [merge all of them](#) in any order you want.

We have a better support of [form inside fancybox](#) opened by actions. You can submit the associated form without submitting every other form on the page. No need to do nested form anymore.

You can mix any type of action. If one action does not support ajax (like a download), it can be in the same tool bar as an ajax action.

You can associate selected documents of a content view to actions outside the content view. That's how we made bulk edit.

[We allow resetting of JSF components state when using ajax](#). JSF action listener `#{{jsfResetActions.resetComponents}}` can be used in actions that need to reset all components in the same JSF naming container.

Nuxeo Visible Content Store (VCS)

[Issues list](#)

Enhancements

[Single datasource mode](#), removes the extra cost of XA transactions when all datasources points to the same database (which is the most common setup). It simplifies configuration and enhances performance.

[Soft delete](#), more efficient deletion using delayed batching.

Optimized id generation, using database-native sequences ([PostgreSQL](#), [SQL Server](#)) or UUIDs ([PostgreSQL](#)). This improves performance and database size.

[Flag to disable proxies](#), if you don't use proxies, then this removes the extra work at the SQL level and improves performance.

[Allow attaching schemas to proxies](#)

Database Support

[Microsoft SQL Server 2012 support](#), including Azure.

[PostgreSQL 9.2 support](#) for cluster mode (non-clustered mode already worked in Nuxeo 5.6).

[IBM DB2 9.5 preliminary support](#) (non-optimized, therefore only for small databases).

NXQL

See the [NXQL Documentation](#) for the current state of NXQL.

ecm:tag: allows NXQL queries on a document's tags.

ecm:proxyTargetId: allows NXQL queries on the id of the target of a proxy.

ecm:proxyVersionableId: allows NXQL queries on the id of the versionable document of a proxy (the versionable document is the one from which the version to which the proxy is pointing was created).

Misc

Various performance enhancements for PostgreSQL, Oracle and SQL Server

[Added "NotFulltextIndexable" facet](#) to avoid indexing documents with this facet.

[Allow clustering](#) for Oracle on Amazon RDS.

[Optimize complex list property update](#) (use UPDATE instead of DELETE + INSERT).

[Support Microsoft's JDBC driver for SQL Server.](#)
